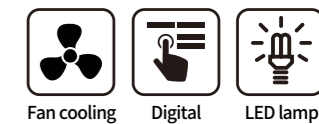


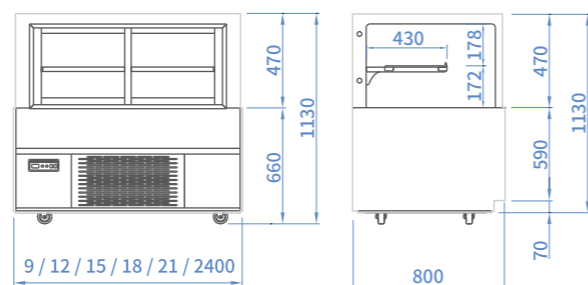
BAKERY CASE RECTANGLE



SB1500-2RD



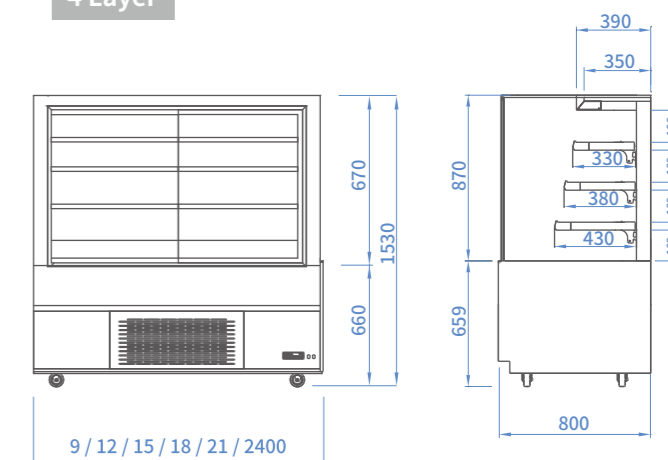
2 Layer



SB1500-4RD



4 Layer



SB900-2RD

SB1200-2RD

SB1800-2RD

SB2100-2RD

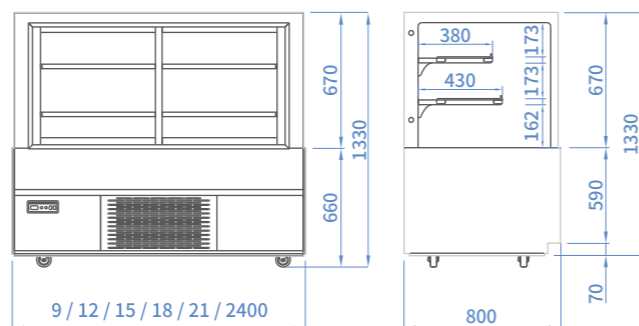
SB2400-2RD



SB1500-3RD



3 Layer



SB900-4RD

SB1200-4RD

SB1800-4RD

SB2100-4RD

SB2400-4RD



SB900-3RD

SB1200-3RD

SB1800-3RD

SB2100-3RD

SB2400-3RD



MODEL	SB900-3RD	SB1200-3RD	SB1500-3RD	SB1800-3RD	SB2100-3RD	SB2400-3RD
Classification	Refrigerator					
Cabinet dimension (WxDxH mm)	900 / 1200 / 1500 / 1800 / 2100 / 2400 x 800 x 1130 (2Layer)/1330(3Layer)/1530(4Layer)					
Capacity (ℓ)	501	669	837	1005	1173	1336
Inner Temperature (°C)	3 ~ 8					
Refrigerant	R-134a	R-134a	R-404a	R-404a	R-404a	R-404a
Insulation Type	Polyurethane / Cyclopentane + CFC Free					
Amps (A)	3.5	3.8	4	4	5	5.5
Voltage (V/Hz/Ph)	220 / 50 / 1					
Weight (Kg)	190	240	280	300	340	400
Door type	Sliding door					
# of doors	2	2	2	2	3	3
Compressor (HP)	1/3	1/3	1/2	1	1	1
# of Shelves	1 (2Layer) / 2(3Layer) / 3(4Layer)					

DISPLAY PRODUCT REACH-IN UNDER COUNTER ICE MAKER SPECIAL MODEL BAKING LINE DISH WASHER