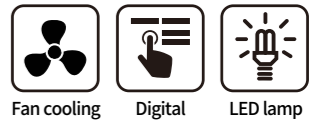




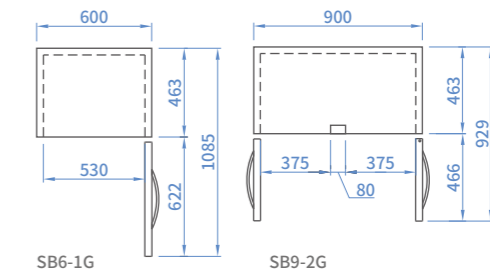
BACK BAR



BACK BAR

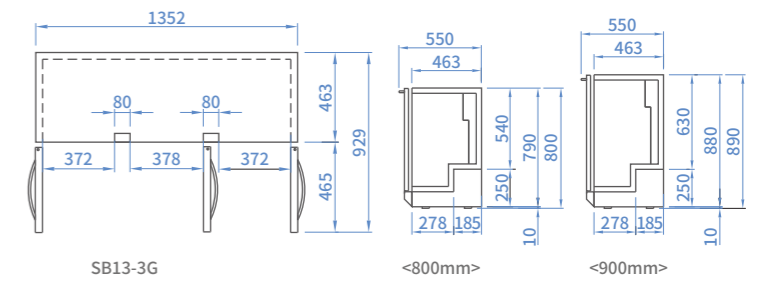


SB9-2G



SB6-1G

SB9-2G



SB13-3G

<800mm>

<900mm>

COLOR :

SB6-1G



SB13-3G



SB9-2GS / SB13-2GS - Sliding door



MODEL	SB6-1G	SB9-2G	SB13-3G	SB9-2GS	SB13-2GS
Classification	Refrigerator				
Cabinet dimension (WxDxH mm)	600 x 550 x 900 / 800	900 x 550 x 900 / 800	1352 x 550 x 900 / 800	900 x 463 x 900 / 800	1352 x 463 x 900 / 800
Capacity (ℓ)	125 / 110	190 / 165	300 / 261	190 / 165	300 / 261
Inner Temperature (°C)	1~ 8				
Refrigerant	R-134a				
Insulation Type	Polyurethane / Cyclopentane + CFC Free				
Amps (A)	2.5	2.5	3.5	2.5	3.5
Voltage (V/Hz/Ph)	220 / 50 / 1				
Weight (Kg)	60	75	100	75	100
Door type	Swing door	Swing door	Swing door	Sliding door	Sliding door
# of doors	1	2	3	2	2
Compressor (HP)	1/4	1/4	1/3	1/4	1/3
Power (W)	190	190	330	190	330
# of Shelves	1	2	3	2	2

DISPLAY PRODUCT

REACH-IN

UNDER COUNTER

ICE MAKER

SPECIAL MODEL

BAKING LINE

DISH WASHER