

REACH-IN



- **CONDENSER EASY CLEANING**



- **DIGITAL CONTROL SYSTEM**




- **SHELVES**



- **DRAIN WATER EVAPORATION SYSTEM**



- **DOOR HANDLE**
Easy grip recessed door handles



- **LED LAMP**
Enhance the display effect, and reduces unnecessary energy consumption

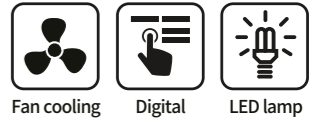


- **SELF CLOSING AND STAY OPEN DOOR**



- **QUALITY IMPORTED COMP**
Enable highly efficient and operation

REACH-IN Dual temp



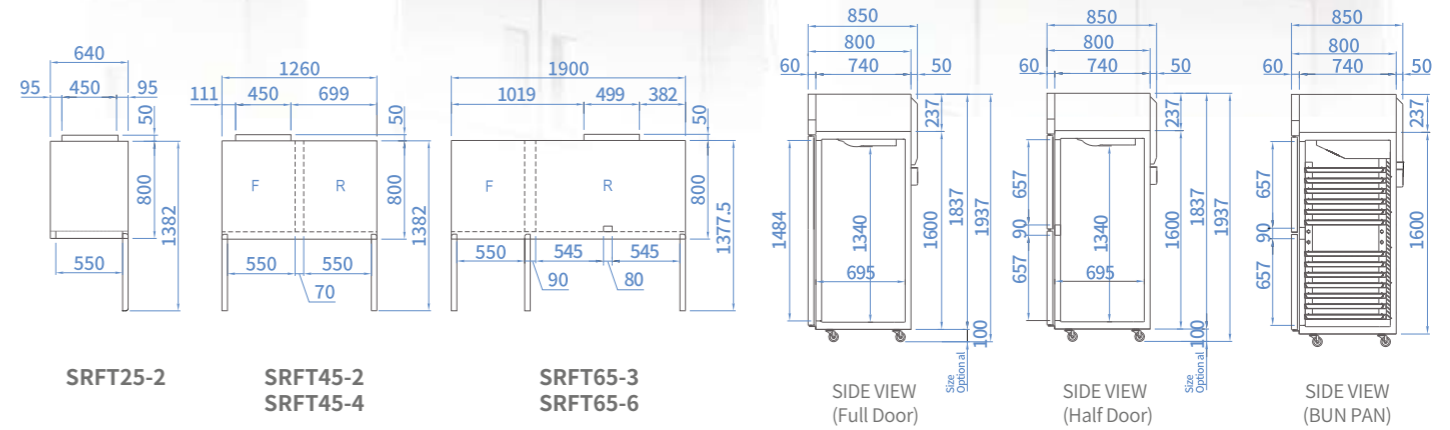
SRFT25-2
SRFT25-2P



SRFT45-2/SRFT45-4
SRFT45-2P / SRFT45-4P



SRFT65-3 / SRFT65-6
SRFT65-3P / SRFT65-6P



SRFT25-2

SRFT45-2
SRFT45-4

SRFT65-3
SRFT65-6

SIDE VIEW
(Full Door)

SIDE VIEW
(Half Door)

SIDE VIEW
(BUN PAN)

MODEL	SRFT25-2 SRFT25-2P	SRFT45-2 / SRFT45-4 SRFT45-2P / SRFT45-4P	SRFT65-3 / SRFT65-6 SRFT65-3P / SRFT 65-6P
Classification		Refrigerator + Freezer	
Cabinet dimension (WxDxH mm)	640 x 850 x 1937	1260 x 850 x 1937	1900 x 850 x 1937
Capacity (ℓ)	254	506 / 1014	1124 / 562
Inner Temperature (°C)		-2~ 8 / -21 ~ -12	
Refrigerant	R-404a	R-134a / R-404a	R-134a / R-404a
Insulation Type		Polyurethane / Cyclopentane + CFC Free	
Amps (A)	3.5	4.5	5.5
Voltage (V/Hz/Ph)		220 / 50 / 1	
Weight (Kg)	85	152	177
Power (W)	366	732	1098
# of doors	2	2 / 4	3 / 6
Compressor (HP)	1/2	1/3 1/2	1/3 3/4
# of Shelves	1/1	3/3	6/3