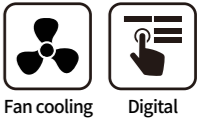


REACH-IN [GLASS DOOR] REFRIGERATOR



SRT25-1G

SRT45-2G

SRT65-3G

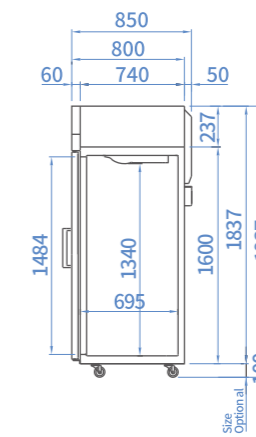
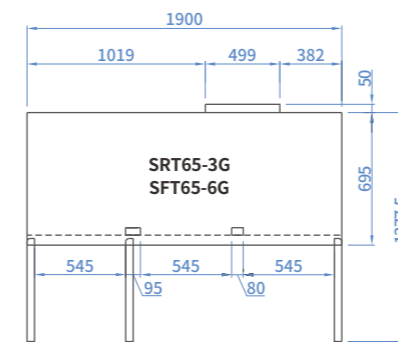
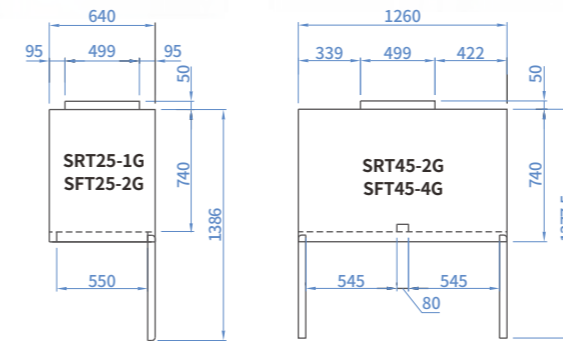
SRT25-2G

SRT45-4G

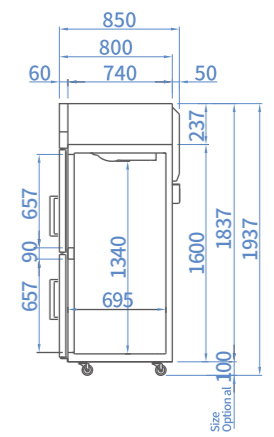
SRT65-6G



MODEL	SRT25-1G	SRT25-2G	SRT45-2G	SRT45-4G	SRT65-3G	SRT65-6G
Classification	Refrigerator					
Cabinet dimension (WxDxH mm)	640 x 850 x 1937		1260 x 850 x 1937		1900 x 850 x 1937	
Capacity (ℓ)	508	508	1090	1090	1686	1686
Inner Temperature (°C)	-2 ~8					
Refrigerant	R-134a					
Insulation Type	Polyurethane / Cyclopentane + CFC Free					
Amps (A)	2.8	2.8	2.9	3.5	6	6
Voltage (V/Hz/Ph)	220 / 50 / 1					
Weight (Kg)	87	87	152	152	177	177
Power (W)	314	314	366	366	732	732
# of doors	1	2	2	4	3	6
Compressor (HP)	1/4	1/4	1/3	1/3	1/3x2	1/3x2
# of Shelves	3	3	6	6	9	9



SIDE VIEW (Glass Door)



SIDE VIEW (Half glass Door)

DISPLAY PRODUCT REACH-IN UNDER COUNTER ICE MAKER SPECIAL MODEL BAKING LINE DISH WASHER