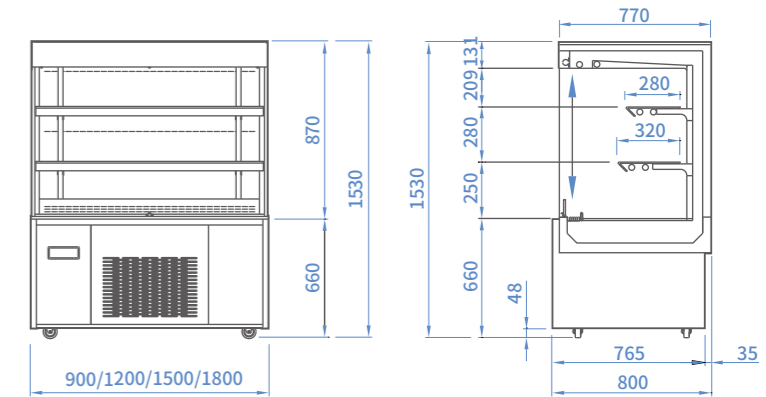
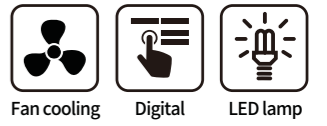


OPEN CASE



OPEN CASE

SOA-1500



* Notes on Use

Open showcase must be placed where the surrounding environment is no greater than +25°C, the wind speed is no greater than 0.3 meter/sec and the humidity level is no greater than 60%.

SOA-900



SOA-1200



SOA-1800




• COLOR OPTION

sus / black



• ENERGY SAVING NIGHT CURTAIN STANDARD



• LED LAMP

Enhance the display effect, and reduces unnecessary energy consumption



• IMPROVED AIR FLOW

Perforated interior back wall and top for improved air flow.



• A WIDER TEMPERATURE RANGE, 5~10°C




• WARM BLOWN AIR SYSTEM

Warm blown air over the exterior surfaces of both sides for exceptional display and minimal condensation.



• AIR FLOW GRILLE



• DIGITAL TEMPERATURE CONTROL SYSTEM

Enables precise control of temperature, power and light



| MODEL | SOA-900 | SOA-1200 | SOA-1500 | SOA-1800 |
|------------------------------|--|----------|----------|----------|
| Classification | Refrigerator | | | |
| Cabinet dimension (WxDxH mm) | 900 / 1200 / 1500 / 1800 x 800 x 1530 | | | |
| Capacity (ℓ) | 430 | 510 | 600 | 670 |
| Inner Temperature (°C) | 5 ~ 10 | | | |
| Refrigerant | R-404a | | | |
| Insulation Type | Polyurethane / Cyclopentane + CFC Free | | | |
| Amps (A) | 3.8 | 4.5 | 4.9 | 5.5 |
| Voltage (V/Hz/Ph) | 220 / 50 / 1 | | | |
| Weight (Kg) | 190 | 240 | 270 | 310 |
| Compressor (HP) | 1 | 1 | 1 | 1+ |
| # of Shelves | 2 | 2 | 2 | 2 |