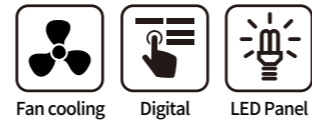
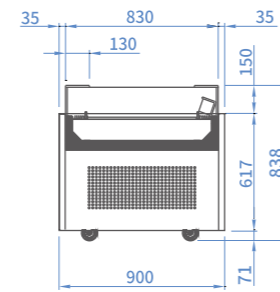
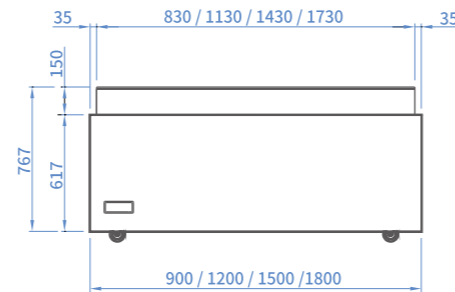


SANDWICH CASE



SOS-1500



LED Panel Optional



SKIPIO SANDWICH CASE REFERENCE

SOS-900

SOS-1200

SOS-1800



MODEL	SOS-900	SOS-1200	SOS-1500	SOS-1800
Classification	Refrigerator			
Cabinet dimension (WxDxH mm)	900 / 1200 / 1500 / 1800 x 900 x 838			
Capacity (ℓ)	112	150	182	204
Inner Temperature (°C)	5 ~ 10			
Refrigerant	R-404a			
Insulation Type	Polyurethane / Cyclopentane + CFC Free			
Amps (A)	3.8	4.5	4.9	5.5
Voltage (V/Hz/Ph)	220 / 50 / 1			
Weight (Kg)	140	170	200	230
Compressor (HP)	1/2	1	1	1

