

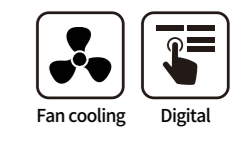


CUSTOM MADE

CHEF BASE
BACK MOUNTED UNDER COUNTER



CHEF BASE



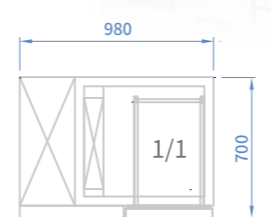
SCB14-4



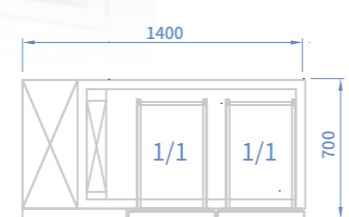
SCB10-2



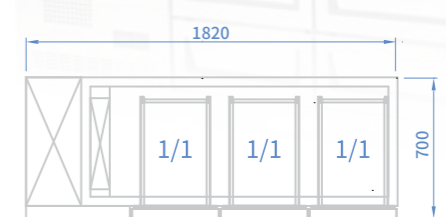
SCB18-6



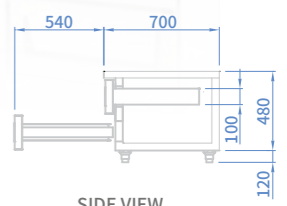
SCB10-2



SCB14-4



SCB18-6



SIDE VIEW

| MODEL | SCB10-2 | SCB14-4 | SCB18-6 |
|------------------------------|--|---------|---------|
| Classification | Refrigerator | | |
| Cabinet dimension (WxDxH mm) | 980 / 1400 / 1820 x 700 x 600 | | |
| Capacity (ℓ) | 85 | 176 | 267 |
| Inner Temperature (°C) | -2~8 | | |
| Refrigerant | R-134a | R-134a | R-134a |
| Insulation Type | Polyurethane / Cyclopentane + CFC Free | | |
| Amps (A) | 2.5 | 2.5 | 3.2 |
| Voltage (V/Hz/Ph) | 220 / 50 / 1 | | |
| Weight (Kg) | 90 | 107 | 137 |
| Power(W) | 239 | 246 | 257 |
| # of Drawers | 2 | 4 | 6 |
| Compressor (HP) | 1/4 | 1/3 | 3/4 |

DISPLAY PRODUCT
REACH-IN
UNDER COUNTER
ICE MAKER
SPECIAL MODEL
BAKING LINE
DISH WASHER